



**Alumínios e Acessórios, Lda**

# SÉRIE DE PORTÕES

SEDE:

AV<sup>a</sup> DE LISBOA, 41

2605-801 CASAL DE CAMBRA

Tel: 219 809 710 Telm: 912 556 035 Fax: 219 809 719

E-mail: geral@alumace.pt / encomendas@alumace.pt

FILIAL:

RUA ANTÓNIO PEDRO MENDONÇA, 54 A

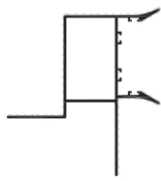
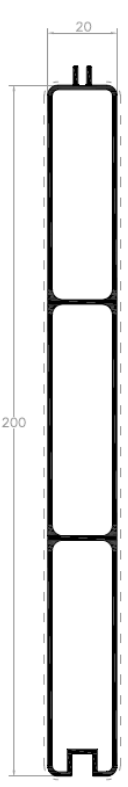







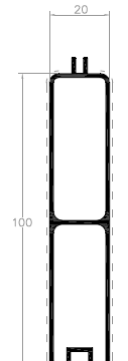


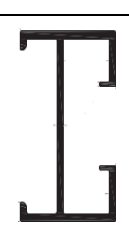
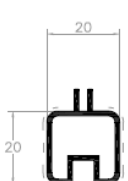
PINHAL DE FRADES

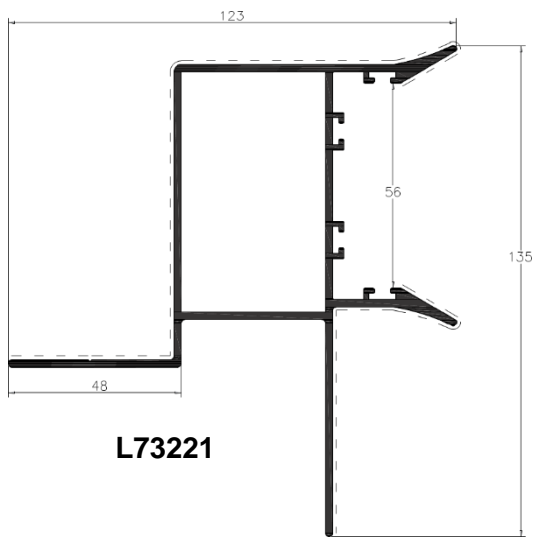
2480-162 SEIXAL

Tel: 212 258 544 Telm: 918 554 022 Fax.: 212 240 293

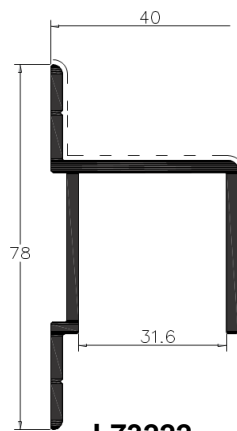
E-mail: filial@alumace.pt

[www.alumace.pt](http://www.alumace.pt)

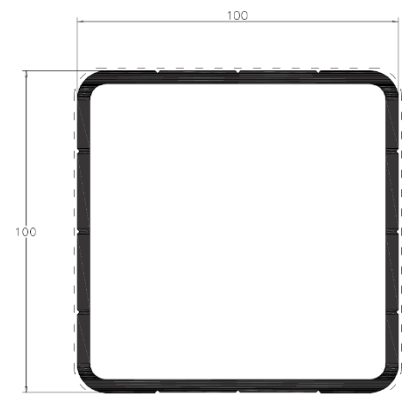
Perfil	Referência	Pg.	Perfil	Referência	Pg.
	L73221	01		L74011	02
	L73222	01			
	L73240	01			
	L73241	01			
	L73242	01			
	L73251	01			
	L73252	01			
	L73253	01		L74016	02
	L73254	02			
	L73255	02			
	L73259	02		L74015	02



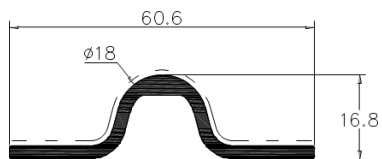
**L73221**



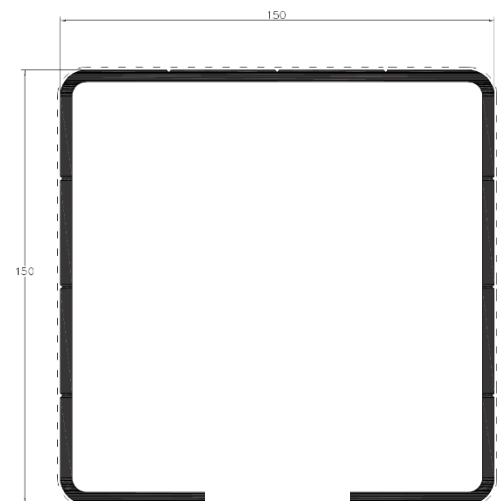
**L73222**



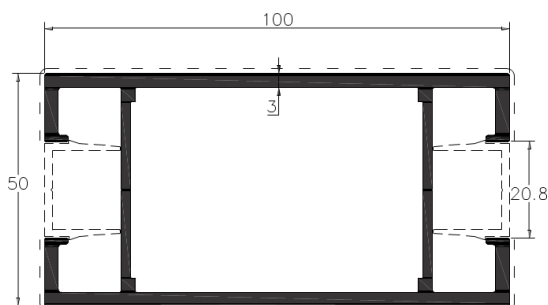
**L73240**



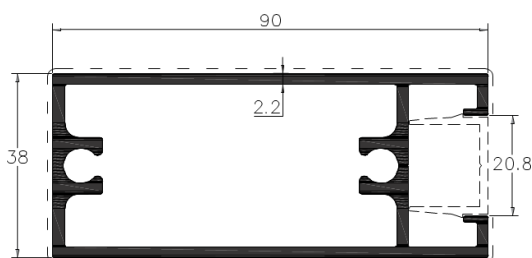
**L73241**



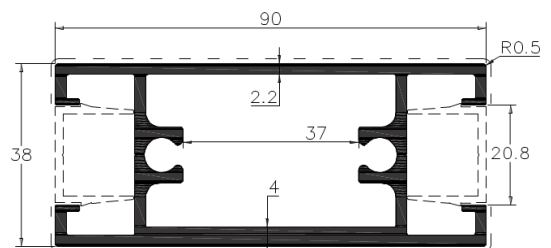
**L73242**



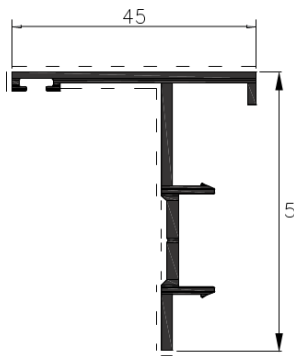
**L73251**



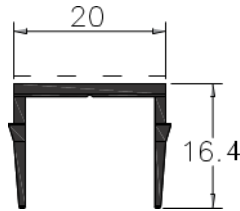
**L73252**



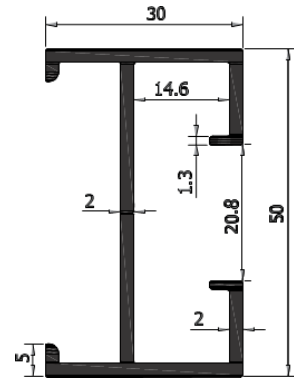
**L73253**



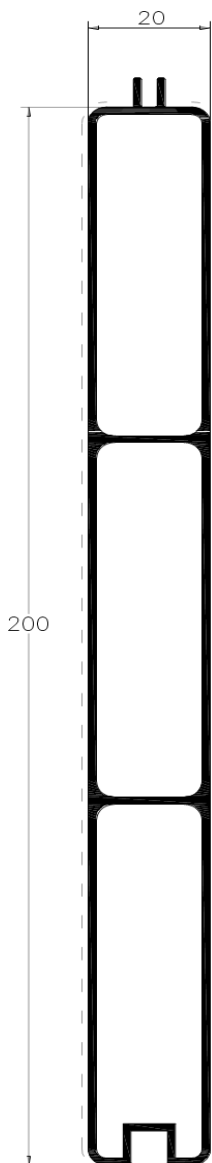
**L73254**



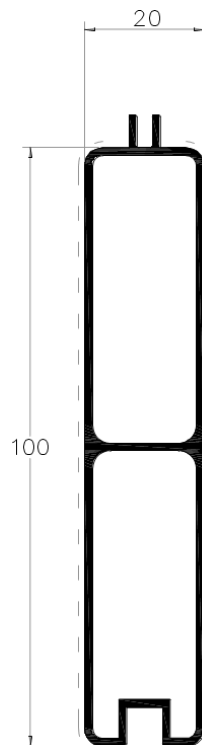
**L73255**



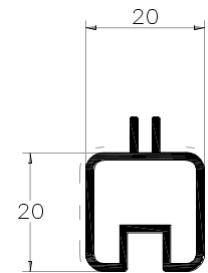
**L73259**



**L74011**



**L74016**



**L74015**

# Solução construtiva

versão; solução caixa 20mm / topo-topo  
 linhas; rectas  
 tipologia; batente 1 folha c/travessa

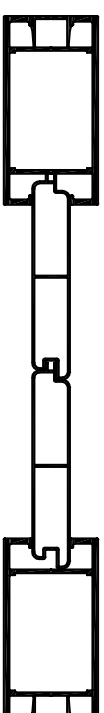
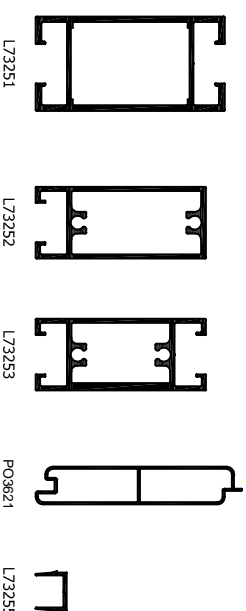
quantitativo de material

perfis

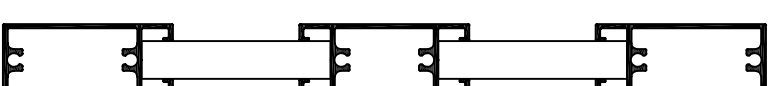
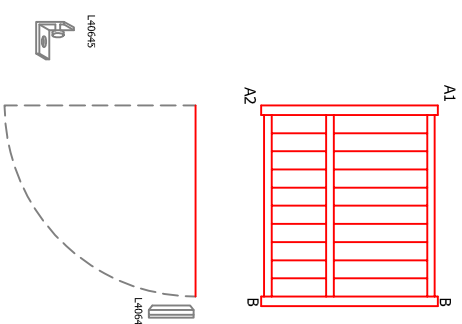
referência	designação	quantidade	obs.
L73251	pinno vertical	2H	90º/90º
L73252	travessa sup./inf.	2L	90º/90º
L73253	travessa central	1L	90º/90º
PO3821	Chapa/régua 100 x 20	1H x n	90º/90º
L73255	tappe juntas	2H	90º/90º

acessórios - vedantes

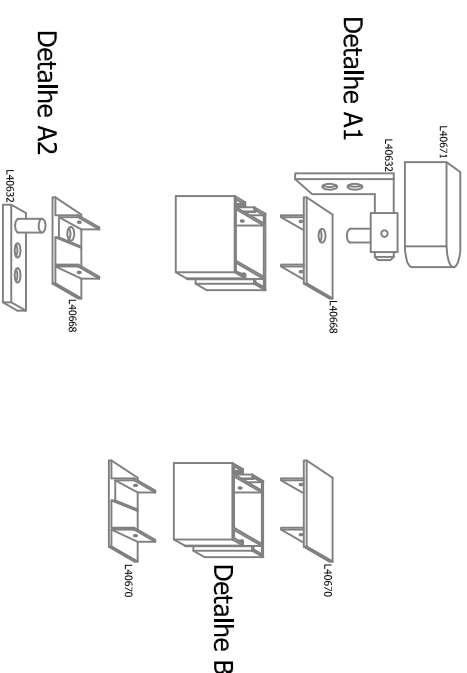
referência	designação	quantidade	obs.
L40632	pivot-fixador dobradiça portões	1	latão
L40641	batente lateral portões	1	alu.
L40645	batente portões	1	alu.
L40668	tampa pivot portões c/ furo cx. 20mm	1	alu.
L40670	tampa portões cx. 20mm	1	alu.
L40671	tampa para pivot latão	1	nylon
L30506	fechadura portões	1	...



corte horizontal  
 escala: 1/4



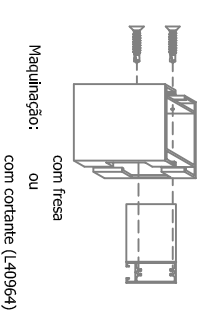
corte vertical  
 escala: 1/4



Detalhe A2

Detalhe A1

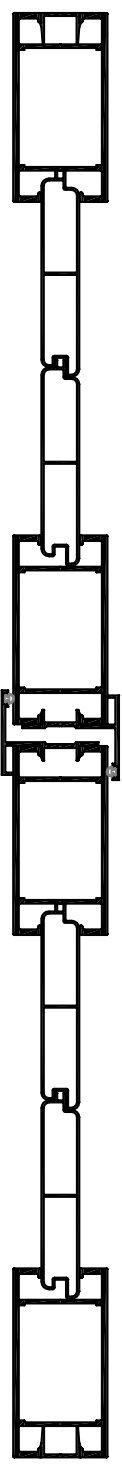
Detalhe B



solução topo-topo

Maquinação:  
 com fresa  
 ou  
 com cortante (L40964)

# solução construtiva



versão; solução caixa 20mm / topo-topo

linhas; rectas

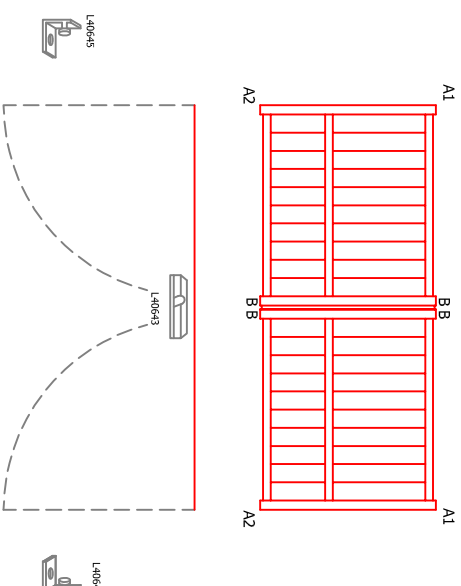
tipologia; batente 2 folhas c/travessa

cutre horizontal  
escala: 1/4

quantitativo de material

perfis

referência	designação	quantidade	obs.
L73251	pinno vertical	4H	90º/90º
L73252	travessa sup./inf.	2L	90º/90º
L73253	travessa central	1L	90º/90º
L73254	batente	2H	90º/90º
PO3821	Chapa/égua 100 x 20	1H x n	90º/90º
L73255	tapa juntas	2H	90º/90º



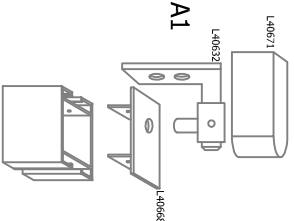
cutre vertical  
escala: 1/4

## acessórios - vedantes

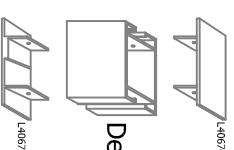
referência	designação	quantidade	obs.
L20230	vedante batente exterior	2H	epdm
L40632	pivo-fixador dobradiça portões	2	latão
L40643*	batente chão 2ª folha portões c/afinação	1	alu.
L40645	batente portões	2	alu.
L40668	tampa pivot portões c/ furo cx. 20mm	2	alu.
L40670	tampa portões cx. 20mm	2	alu.
L40671	tampa para pivot latão	2	nylon

\* portões motorizados utilizar L40642

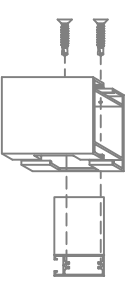
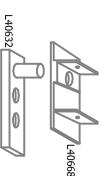
### Detalhe A1



### Detalhe B



### Detalhe A2



solução topo-topo

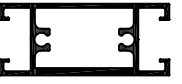
Maquinção:  
com fresa  
ou  
com cortante (L40964)



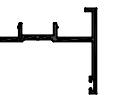
L73251



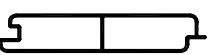
L73252



L73253



L73254



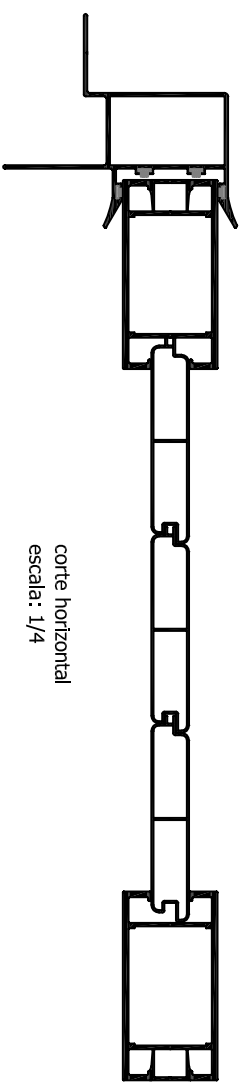
PO3821



L73255

# solução construtiva

versão; solução caixa 20mm / topo-topo  
 linhas; rectas  
 tipologia; correr c/travessa

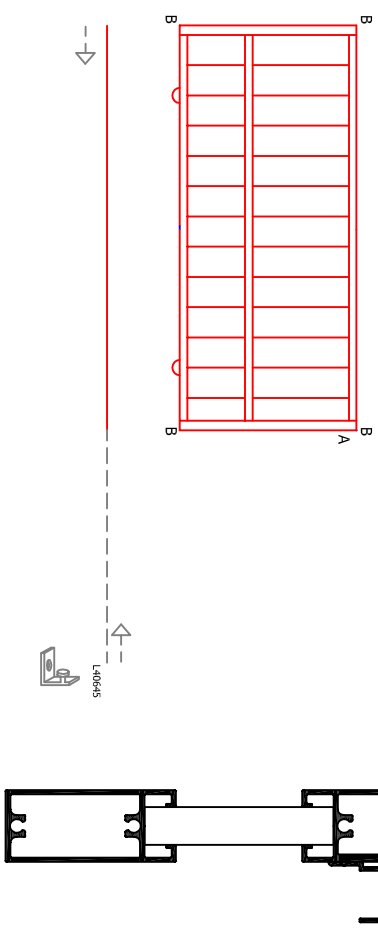


corte horizontal  
 escala: 1/4

quantitativo de material

perfis

referência	designação	quantidade	obs.
L73221	lateral correr	1H	90º/90º
L73222	calha lateral correr	1L	90º/90º
L73251	prumo vertical	2H	90º/90º
L73252	travessa sup./inf.	2L	90º/90º
L73253	travessa central	1L	90º/90º
PO3621	Chapa/régua 100 x 20	1H x n	90º/90º
L73255	tapa juntas	2H	90º/90º
L73241	rail portão correr	2L	90º/90º

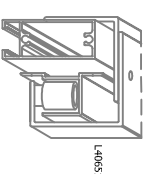


corte vertical  
 escala: 1/4

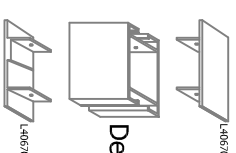
acessórios - vedantes

referência	designação	quantidade	obs.
L20411	pelúcia 7 x 5	4H	...
L40645	baterne portões	1	alu.
L40651	guia correr portões	1	alu.
L40654	rolêlana correr portões	2	nylon
L40664	tampa portões Cx. 15,7mm	2	alu.

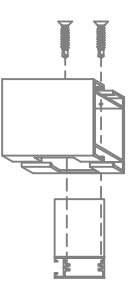
Detalhe A



Detalhe B



solução topo-topo



Maquinção:  
 com fresa  
 ou  
 com cunhante (L40964)

